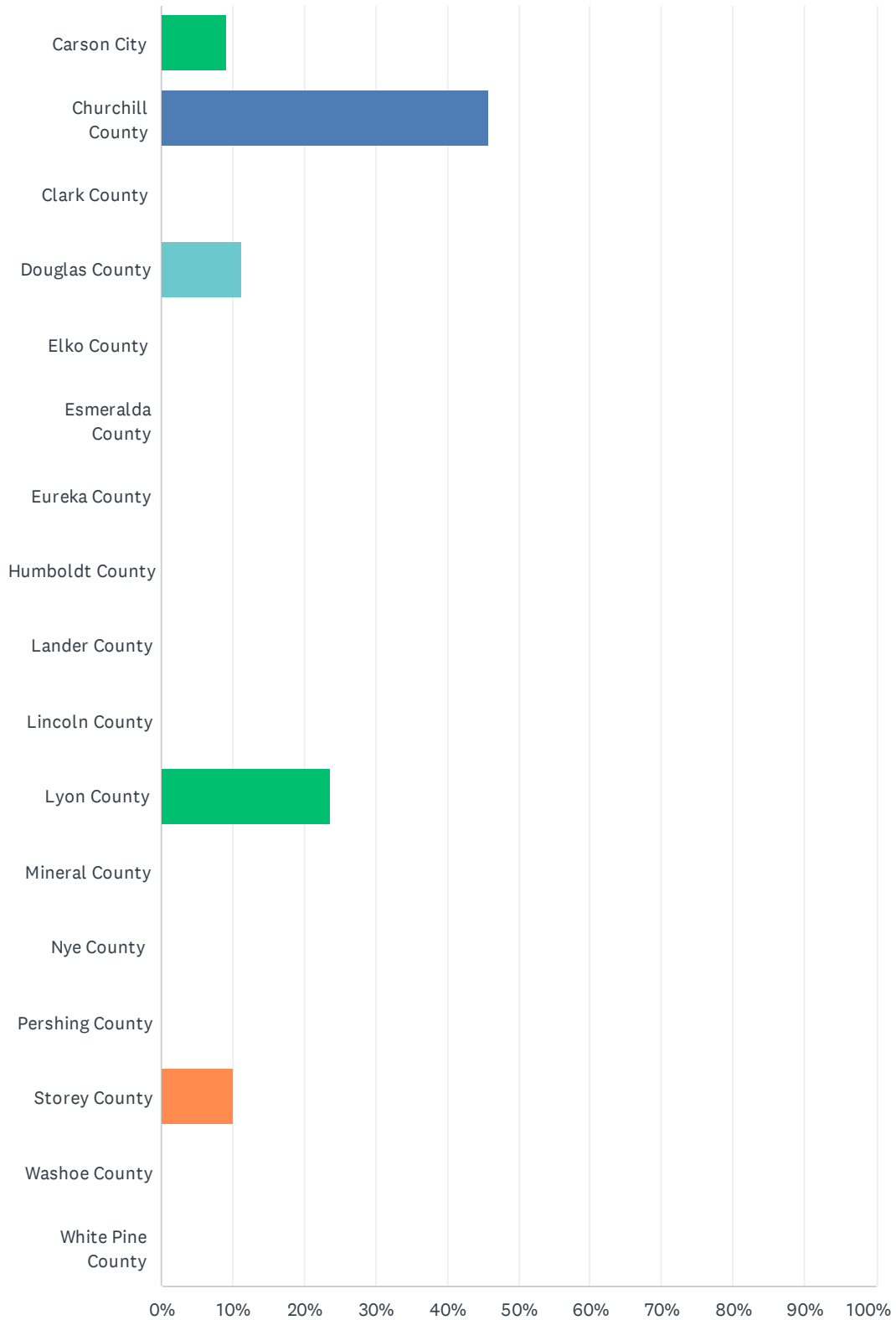


# Q1 What is your county of residence

Answered: 282 Skipped: 0

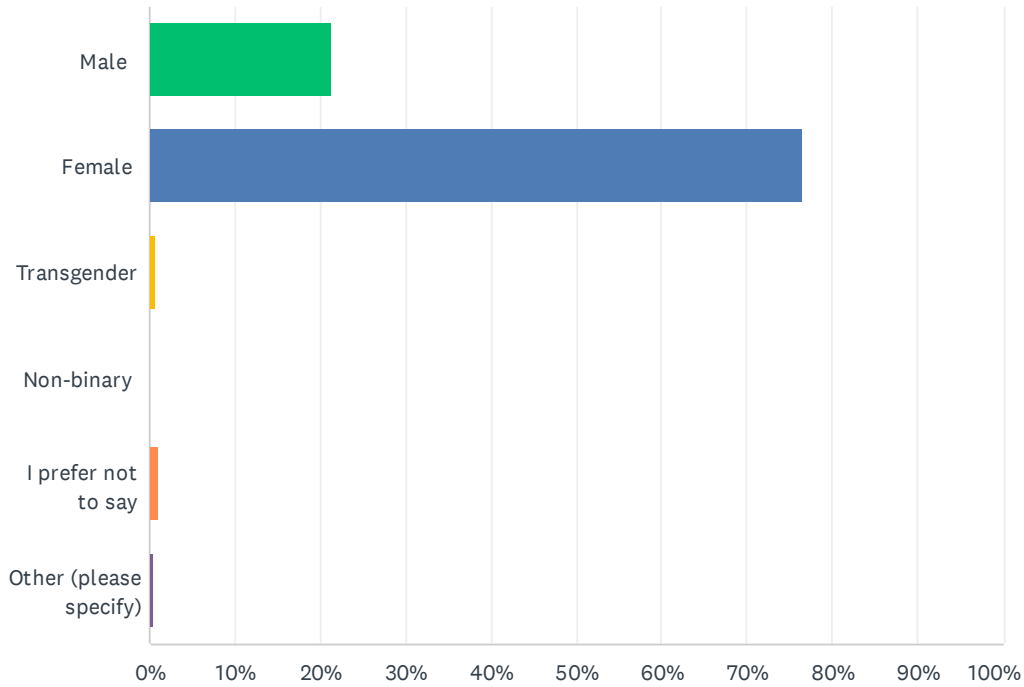


## Rural Community Engagement Survey

ANSWER CHOICES	RESPONSES	
Carson City	9.22%	26
Churchill County	45.74%	129
Clark County	0.00%	0
Douglas County	11.35%	32
Elko County	0.00%	0
Esmeralda County	0.00%	0
Eureka County	0.00%	0
Humboldt County	0.00%	0
Lander County	0.00%	0
Lincoln County	0.00%	0
Lyon County	23.76%	67
Mineral County	0.00%	0
Nye County	0.00%	0
Pershing County	0.00%	0
Storey County	9.93%	28
Washoe County	0.00%	0
White Pine County	0.00%	0
<b>TOTAL</b>		<b>282</b>

## Q2 What is your gender?

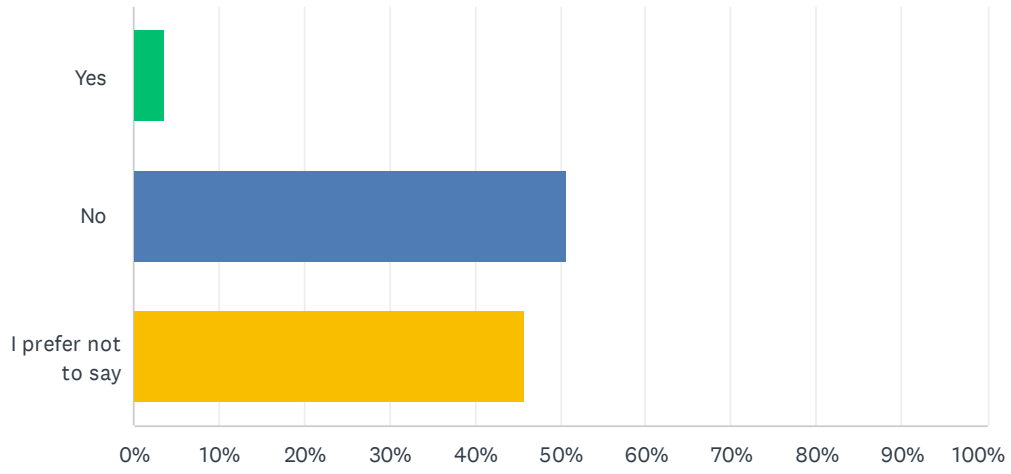
Answered: 282 Skipped: 0



ANSWER CHOICES	RESPONSES	
Male	21.28%	60
Female	76.60%	216
Transgender	0.71%	2
Non-binary	0.00%	0
I prefer not to say	1.06%	3
Other (please specify)	0.35%	1
<b>TOTAL</b>		<b>282</b>

### Q3 Are you a member of the LGTBQ+ community?

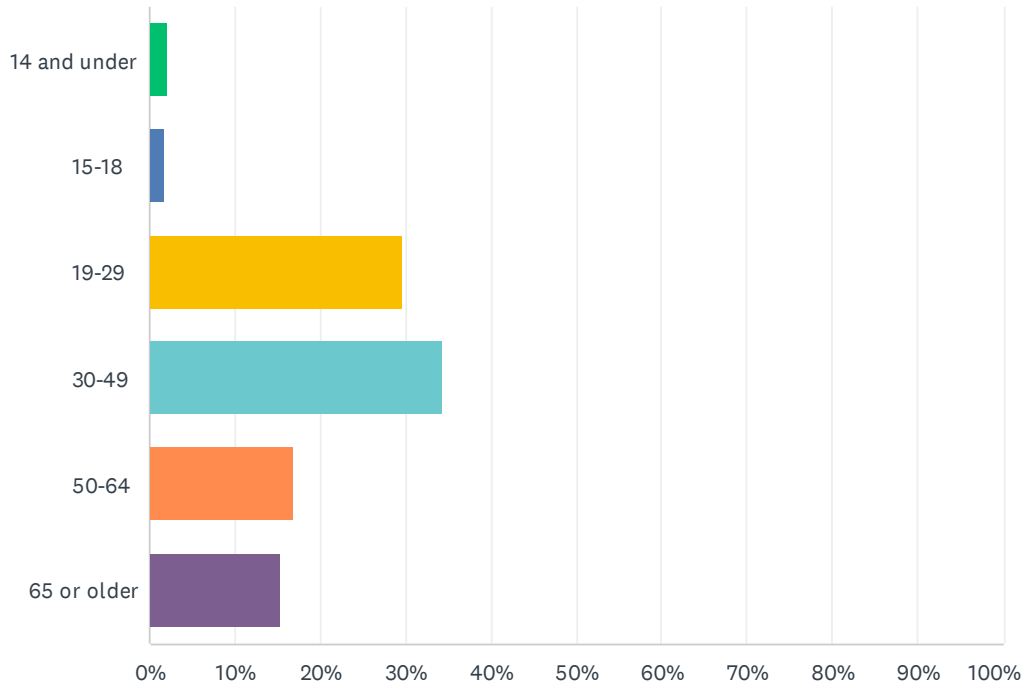
Answered: 282 Skipped: 0



ANSWER CHOICES	RESPONSES	
Yes	3.55%	10
No	50.71%	143
I prefer not to say	45.74%	129
<b>TOTAL</b>		<b>282</b>

## Q4 How old are you?

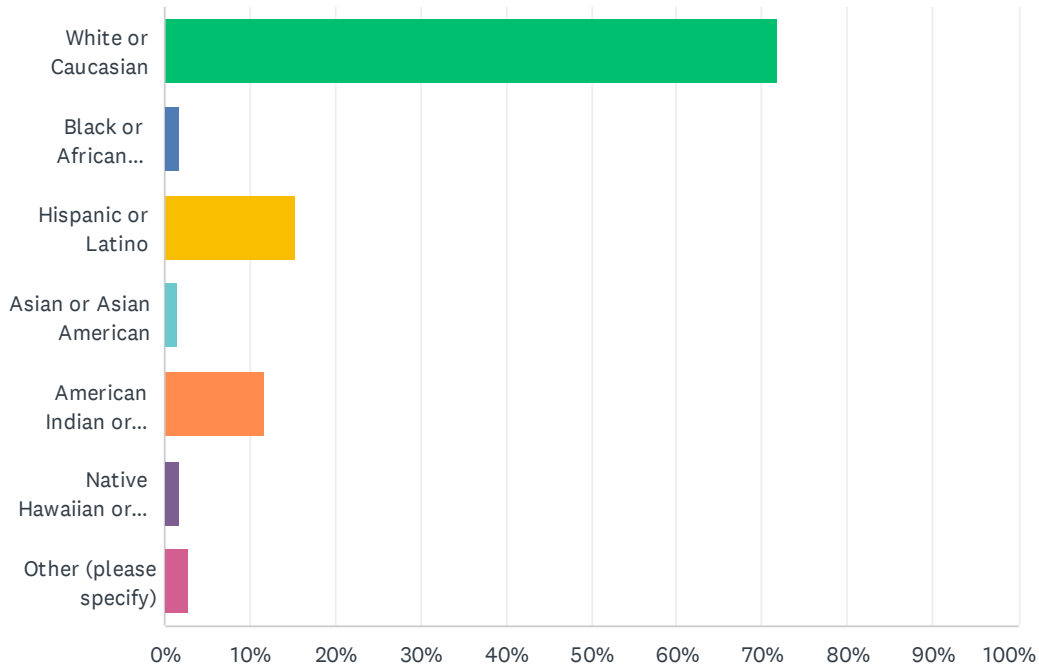
Answered: 280 Skipped: 2



ANSWER CHOICES	RESPONSES
14 and under	2.14% 6
15-18	1.79% 5
19-29	29.64% 83
30-49	34.29% 96
50-64	16.79% 47
65 or older	15.36% 43
<b>TOTAL</b>	<b>280</b>

### Q5 What is your race? Please check all that apply.

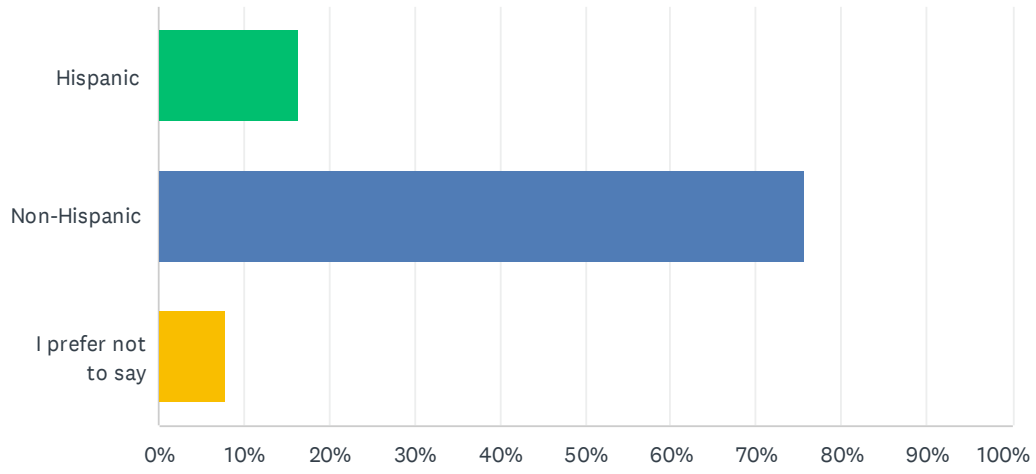
Answered: 280 Skipped: 2



ANSWER CHOICES	RESPONSES	
White or Caucasian	71.79%	201
Black or African American	1.79%	5
Hispanic or Latino	15.36%	43
Asian or Asian American	1.43%	4
American Indian or Alaska Native	11.79%	33
Native Hawaiian or other Pacific Islander	1.79%	5
Other (please specify)	2.86%	8
Total Respondents: 280		

## Q6 What is your ethnicity?

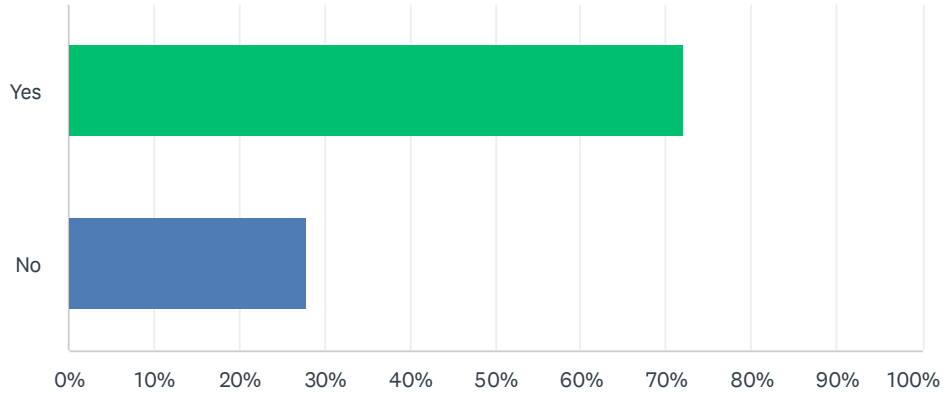
Answered: 280 Skipped: 2



ANSWER CHOICES	RESPONSES
Hispanic	16.43% 46
Non-Hispanic	75.71% 212
I prefer not to say	7.86% 22
TOTAL	280

### Q7 If you or someone you care about was feeling a lot of stress, anxiety, depression, or experiencing a crisis or tragedy, would you know where to go for help?

Answered: 280 Skipped: 2

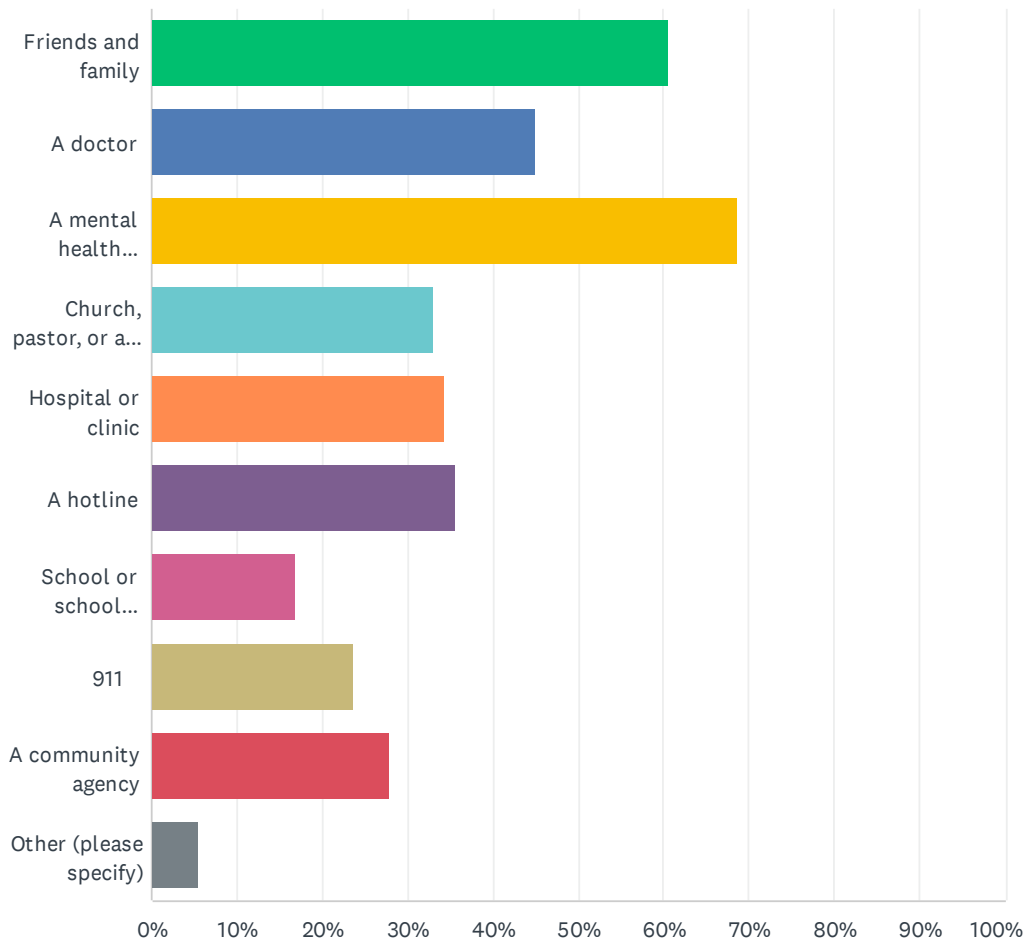


ANSWER CHOICES	RESPONSES
Yes	72.14% 202
No	27.86% 78
TOTAL	280



Q8 If yes, where would you go for help? Please select all that apply.

Answered: 236 Skipped: 46

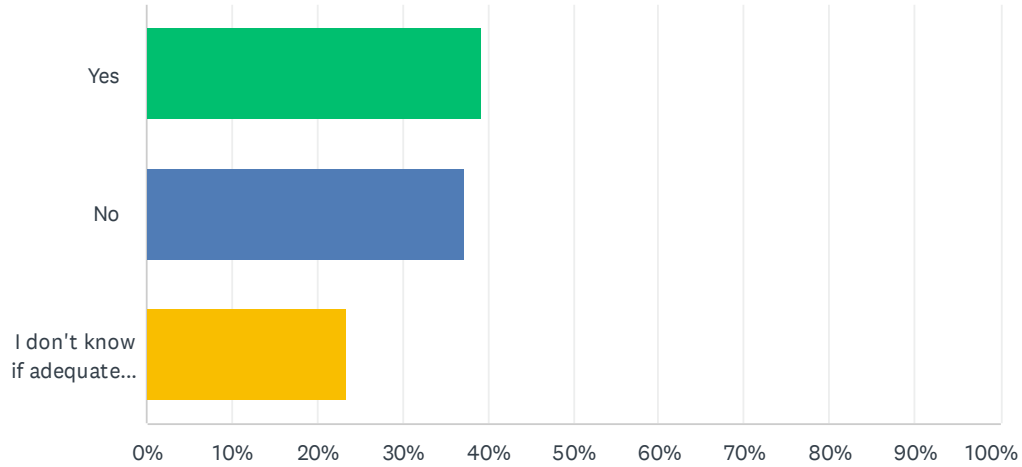


## Rural Community Engagement Survey

ANSWER CHOICES	RESPONSES	
Friends and family	60.59%	143
A doctor	44.92%	106
A mental health professional	68.64%	162
Church, pastor, or a religious leader	33.05%	78
Hospital or clinic	34.32%	81
A hotline	35.59%	84
School or school counselor/staff	16.95%	40
911	23.73%	56
A community agency	27.97%	66
Other (please specify)	5.51%	13
Total Respondents: 236		

## Q9 Do you feel enough support exists within your county to help people dealing with mental illness or emotional pain?

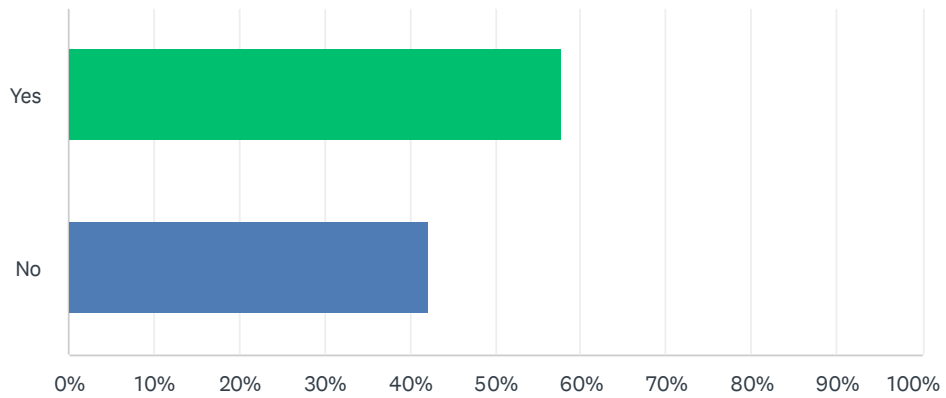
Answered: 281 Skipped: 1



ANSWER CHOICES	RESPONSES	
Yes	39.15%	110
No	37.37%	105
I don't know if adequate support exists	23.49%	66
<b>TOTAL</b>		<b>281</b>

## Q10 Are you satisfied with the quality of the care or support?

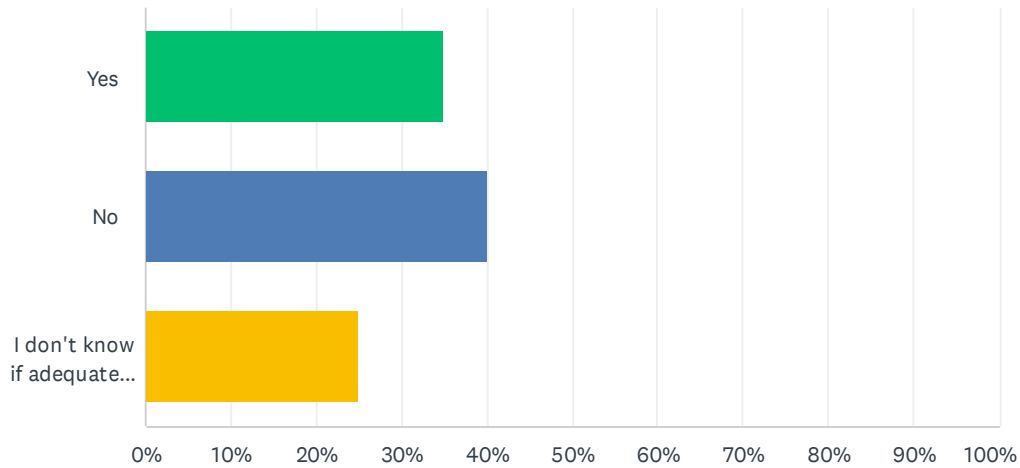
Answered: 227 Skipped: 55



ANSWER CHOICES	RESPONSES	
Yes	57.71%	131
No	42.29%	96
<b>TOTAL</b>		<b>227</b>

Q11 Do you feel that enough support exists within your county to assist those dealing with substance misuse? (For example, drinking too much, taking more pain medication than they should, using other people’s medications, using drugs, or any type of addiction to a substance.)

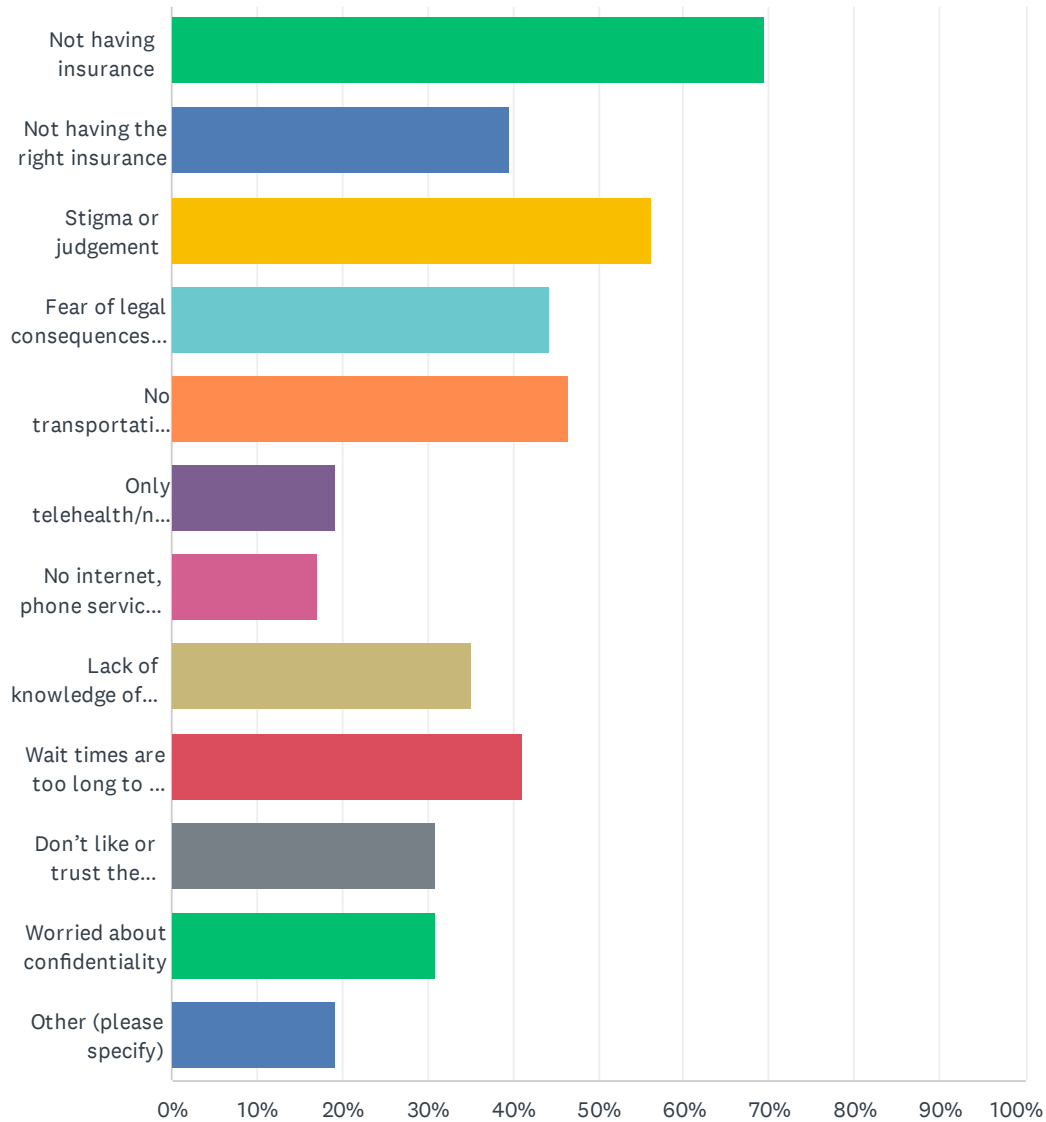
Answered: 280 Skipped: 2



ANSWER CHOICES	RESPONSES	
Yes	35.00%	98
No	40.00%	112
I don't know if adequate support exists	25.00%	70
<b>TOTAL</b>		<b>280</b>

# Q12 What do you feel are the biggest factors keeping people from help? Please select all that apply.

Answered: 275 Skipped: 7

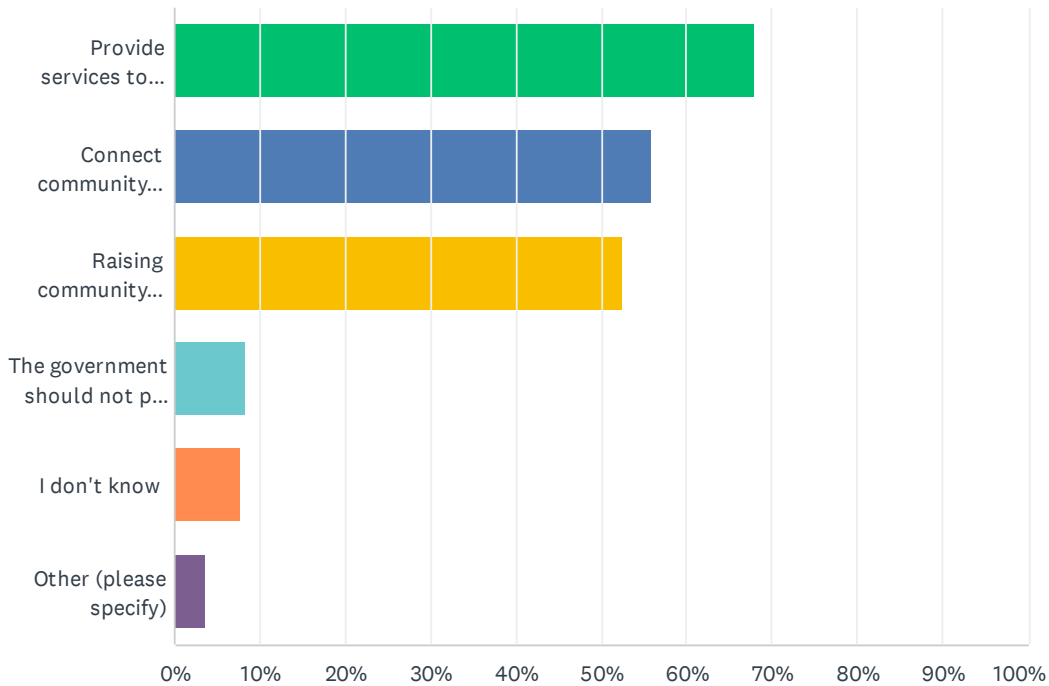


## Rural Community Engagement Survey

	<b>RESPONSES</b>	
Not having insurance	69.45%	191
Not having the right insurance	39.64%	109
Stigma or judgement	56.36%	155
Fear of legal consequences (Child protective services, red flag or gun laws, etc.)	44.36%	122
No transportation to services	46.55%	128
Only telehealth/no in-person services available	19.27%	53
No internet, phone service, or technology to connect with services	17.09%	47
Lack of knowledge of what resources are available	35.27%	97
Wait times are too long to be seen for services	41.09%	113
Don't like or trust the providers available	30.91%	85
Worried about confidentiality	30.91%	85
Other (please specify)	19.27%	53

**Q13 Where do you believe the local and/or state government should focus its energy and money in support of those with longer-term distress, mental illness or substance misuse? Please select all that apply.**

Answered: 276 Skipped: 6



ANSWER CHOICES	RESPONSES
Provide services to those who can't afford treatment or don't have insurance	68.12% 188
Connect community members who are struggling to the right community resources (local treatment, non-profits, etc.)	55.80% 154
Raising community awareness and reducing stigma or judgement	52.54% 145
The government should not play a role in providing support for these individuals	8.33% 23
I don't know	7.61% 21
Other (please specify)	3.62% 10
Total Respondents: 276	



Q14 Other suggestions or comments:

Answered: 25 Skipped: 257